



1 – Introduction

We have decided at a corporate-level to exclude certain sectors and practices from our entire range of long-only funds.

Thus, we exclude, according to norm-based criteria:

- Companies that manufacture or distribute anti-personnel mines from all of our portfolios according to the Ottawa Treaty (enforced in 1999);
- Companies that manufacture or distribute cluster munitions from all of our portfolios in accordance with the Convention on Cluster Munitions (enforced in 2010);
- Companies that do not comply with fundamental ethical standards (UN Global Compact), such as violation of individual rights, non-respect of human rights, major environmental damage, etc;
- Companies domiciled in controversial “Call to Action” jurisdictions (e.g. Iran and North Korea) identified by the Financial Action Task Force.

Weapons sector

We also have banned investment in companies active in the production, sales and distribution of non-conventional weapons such as cluster bombs, anti-personnel mines and nuclear weapons.

Energy sector

Chahine Capital has also decided not to invest in companies whose income from coal mining activities (thermal coal, metallurgical coal, and coke) exceeds 10% of their total revenue. Moreover, if the sum of activities related to unconventional oil and gas, such as oil sands extraction, shale oil, shale gas and Arctic drilling represents more than 5% of revenues.

Power generation sector

Chahine Capital has also decided not to invest in companies whose coal-fired electricity generation represents more than 10% of turnover (or the production capacity exceeds 10,000 MW) or production, sale or distribution of nuclear-based power generation exceeds 5% of turnover are excluded. This includes uranium extraction, uranium concentration, refining, conversion and enrichment, the production of nuclear fuel structures, construction and use of nuclear reactors. It also includes treatment of spent nuclear fuel, nuclear decommissioning and radioactive waste management

Tobacco sector

In addition, companies involved in traditional or related tobacco (such as tobacco e-cigarettes, new generation tobacco/nicotine products) production, tobacco sale or distribution for more than 5% of their turnover are excluded.

Biodiversity sector

Companies whose production of pesticides, palm oil or genetically modified organisms (GMOs) represents more than 5% of their total revenue are also excluded.

Other sectors

Companies with income from activities related to the following sectors are excluded:

- Gambling exceeding 5% of sales
- Alcohol representing more than 20% of the turnover
- Non-medicinal drugs exceeding 5% of the turnover
- Adult entertainment (pornography) representing more than 5% of turnover

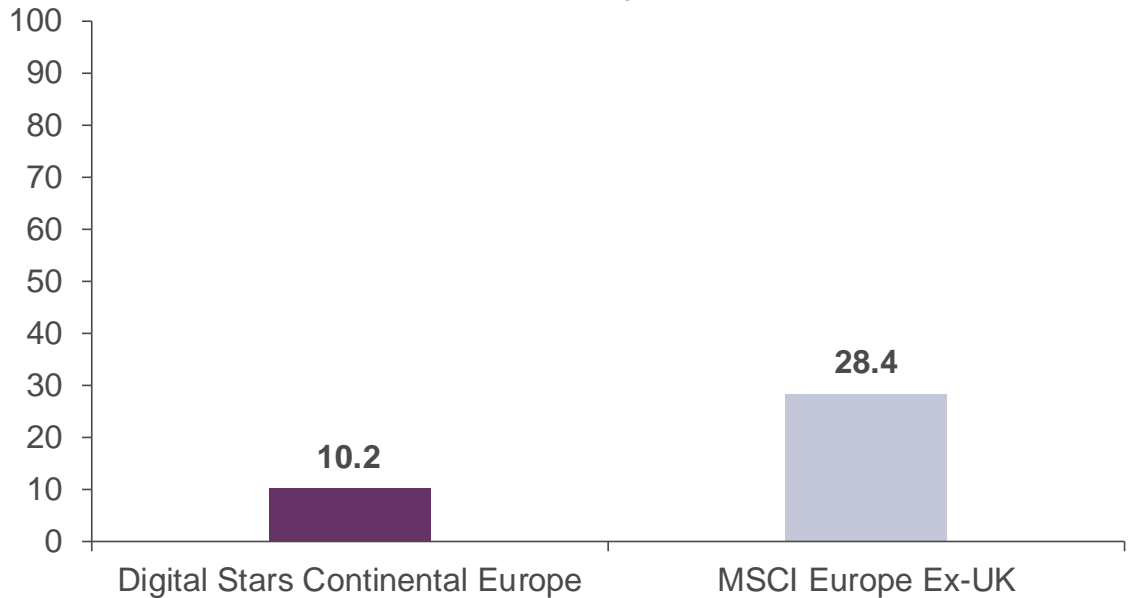
We have supplemented our existing daily-risk policy with a component related to ESG controversies. Indeed, business conduct risks related to human rights, labour, environment and corruption can result in risks to company reputation and profits, and therefore in a risk borne by the final investor. Thus, we exclude companies with a high level of controversy (levels defined in our ESG Risk Control procedure, available on demand). Finally, we have set up an SRI voting policy and signed the United Nations Principles for Responsible Investment (UNPRI).



2 – ESG controversies

This indicator measures the reputational risk of companies related to ESG controversies. It is calculated as a weighted average. The closer this indicator is to 100, the higher the risk. For more details, see glossary.

ESG controversy indicator



Data as of 31.03.2024

Source: Chahine Capital

For this indicator, 97% of the portfolio is covered against 100% for the index. Constituents weights were normalised (rebased at 100%) to take into account the partial coverage of the portfolio and/or the benchmark.

ESG controversy indicator highest score : 2-year peak ESG reputational risk (Data as of 31/03/2024)

This indicator is based on the highest ESG controversy score of companies over the last two years. It is calculated as a weighted average.

Digital Stars Continental Europe: 21 / 100
MSCI Europe ex UK: 40 / 100

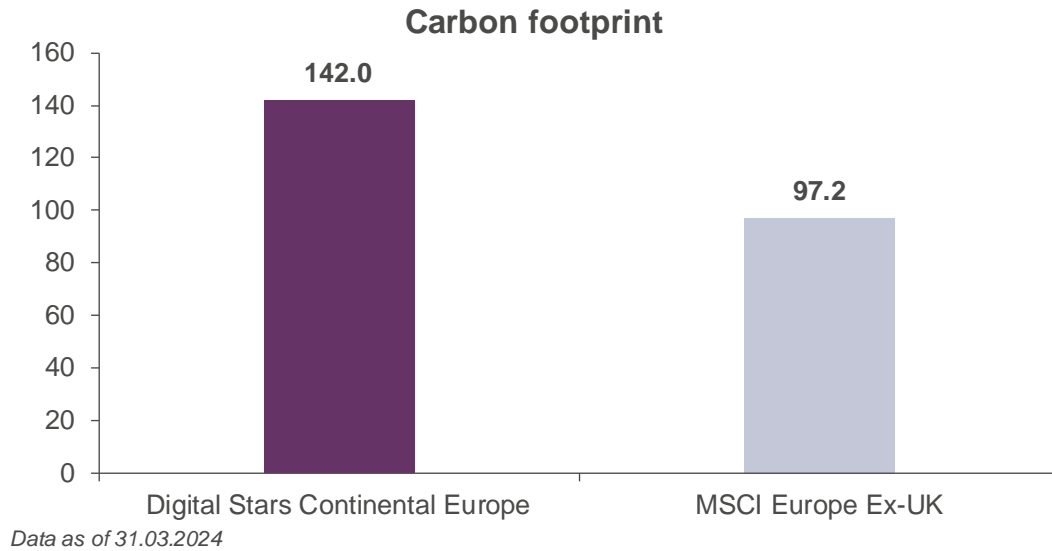
Digital Stars Continental Europe exhibits a weighted average 2-year Peak ESG Reputational Risk 48% below that of its benchmark (MSCI Europe ex UK).



3 – Environmental performance

A. Carbon footprint

The carbon footprint of the portfolio is the total carbon emission (scope 1 and scope 2) of the portfolio divided by the portfolio's assets. It is expressed in tons of carbon per million Euros invested.

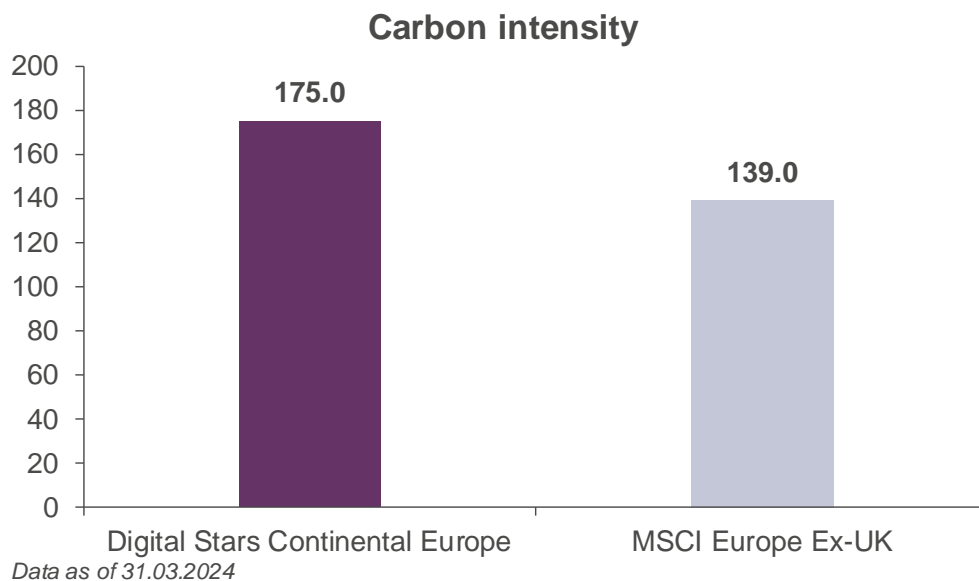


For this indicator, 91% of the portfolio is covered against 98% for the index. Constituents weights were normalised (rebased at 100%) to take into account the partial coverage of the portfolio and/or the benchmark.

Sources: Sustainalytics (carbon footprint scope 1 and scope 2), FactSet (market capitalisation)

B. Carbon intensity

The carbon intensity of the portfolio measures the portfolio's exposure to the most carbon-intensive companies. This indicator is expressed in tons of carbon per million Euros of turnover.



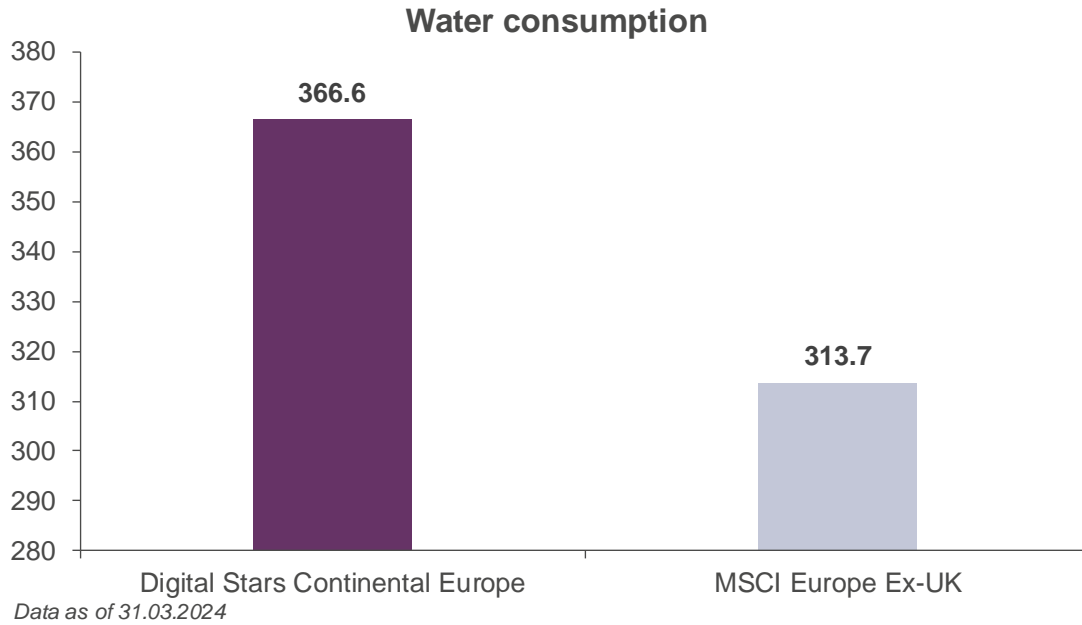
For this indicator, 91% of the portfolio is covered against 98% for the index. Constituents weights were normalised (rebased at 100%) to take into account the partial coverage of the portfolio and/or the benchmark.

Source: Sustainalytics (carbon footprint scope 1 and scope 2), FactSet (turnover)



C. Water consumption

Water consumption is the total volume of water withdrawn and consumed by a company for its own purposes and not returned to the source from where it was withdrawn. It is expressed in tons of water per million Euros invested.



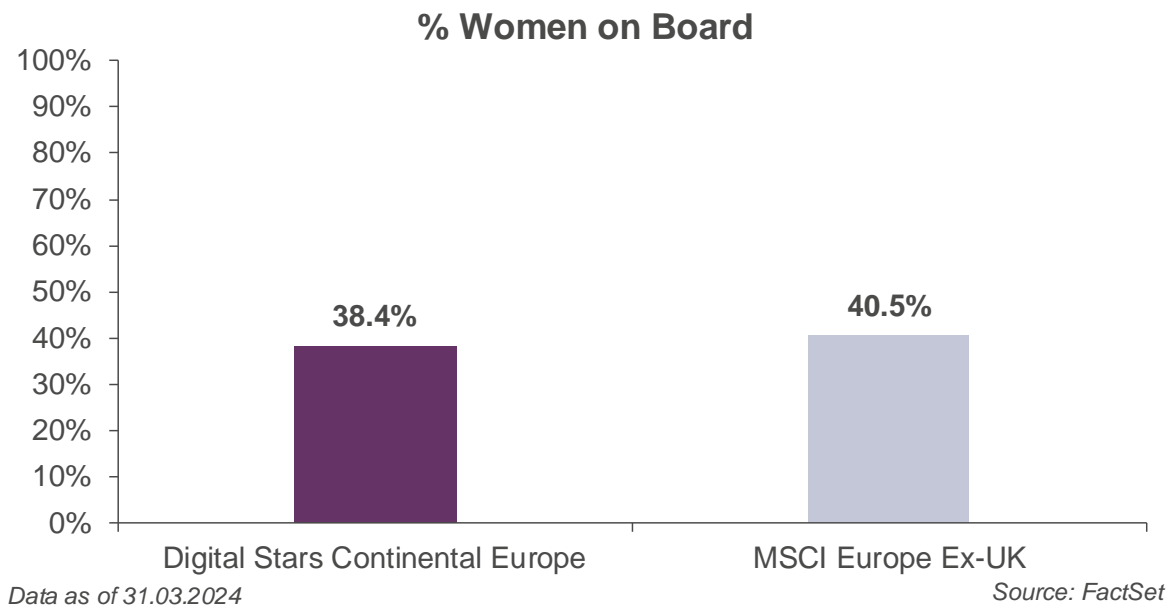
For this indicator, 44% of the portfolio is covered against 61% for the index. Constituents weights were normalised (rebased at 100%) to take into account the partial coverage of the portfolio and/or the benchmark.

Source : Sustainalytics, FactSet

4 – Social performance

A. Women on board

This indicator measures the number of women on the board vs. the overall number of directors.



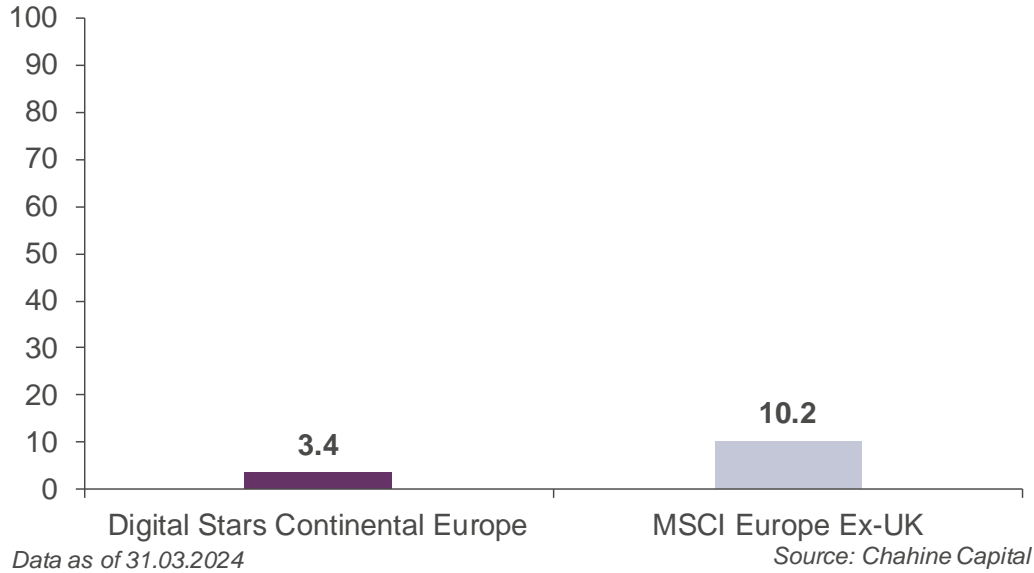
For this indicator, 97% of the portfolio is covered against 99% for the index. Constituents weights were normalised (rebased at 100%) to take into account the partial coverage of the portfolio and/or the benchmark.



B. Social controversy indicator

This indicator measures the reputational risk of a company related to social issues based on its controversies. The closer this indicator is to 100, the higher the risk. For more details, see glossary.

Social controversy indicator



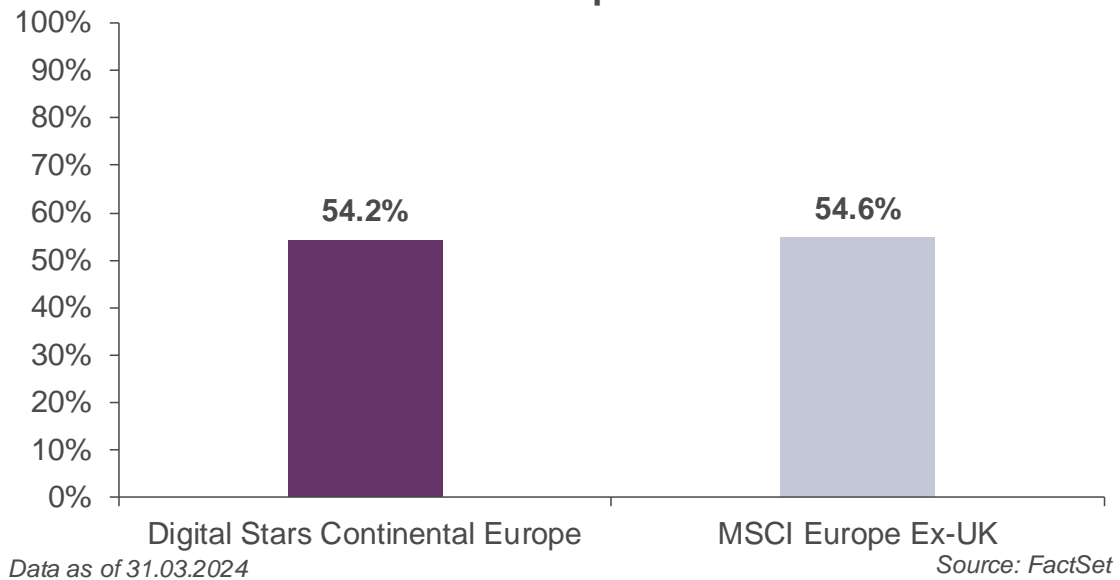
For this indicator, 97% of the portfolio is covered against 100% for the index. Constituents weights were normalised (rebased at 100%) to take into account the partial coverage of the portfolio and/or the benchmark.

5 – Governance performance

A. Board independence

This indicator measures the number of independent directors vs. the overall number of directors.

% Board Independence



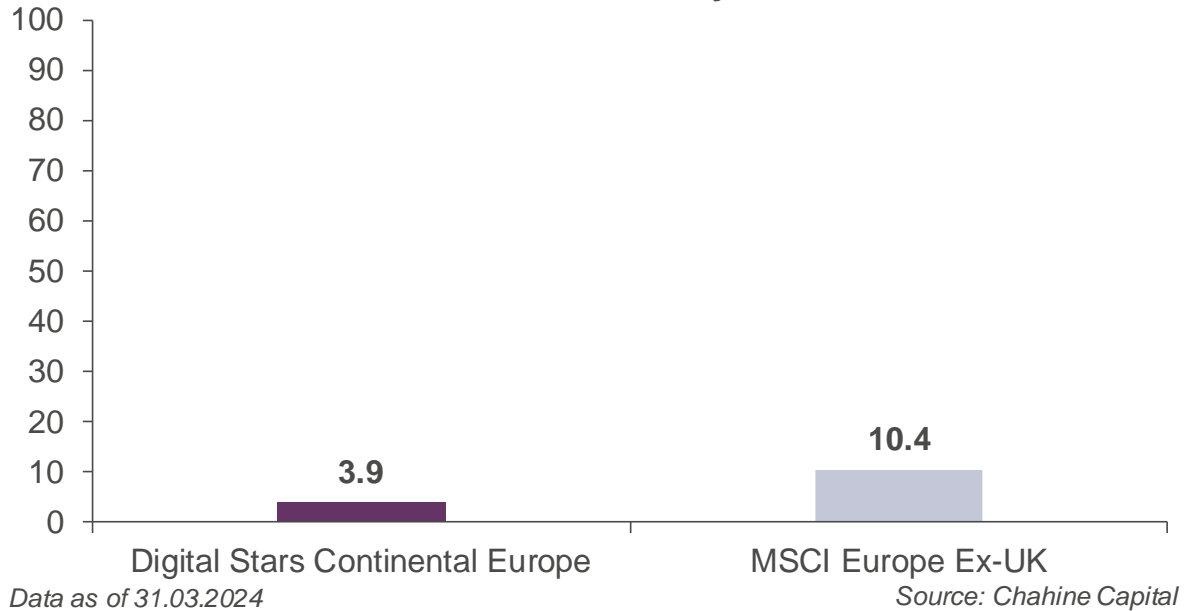
For this indicator, 97% of the portfolio is covered against 99% for the index. Constituents weights were normalised (rebased at 100%) to take into account the partial coverage of the portfolio and/or the benchmark.



B. Governance controversy indicator

This indicator measures the reputational risk of a company related to governance issues based on its controversies. The closer this indicator is to 100, the higher the risk. For more details, see glossary.

Governance controversy indicator



For this indicator, 97% of the portfolio is covered against 100% for the index. Constituents weights were normalised (rebased at 100%) to take into account the partial coverage of the portfolio and/or the benchmark.



6 – Excluded companies

No companies have been excluded during Q1 2024 in a portfolio composed of 140 stocks.

14 companies have not been integrated during the various latest rebalancings due to ESG criteria:

Date	Fund	Stock	ISIN	Exclusion Criteria	Remark
10/01/2024	Digital Stars Continental Europe	Danske Bank A/S	DK0010274414	UNGC Potential Violator (Anti corruption, Money Laundering)	Not integrated NN Momentum & Earnings momentum
10/01/2024	Digital Stars Continental Europe	Public Power Corporation S.A.	GRS434003000	Coal 15%	Not integrated NN momentum
10/01/2024	Digital Stars Continental Europe	Industria de Diseno Textil, S.A.	ES0148396007	ESG controversy indicator 42 > 40	Not integrated Earnings momentum
10/01/2024	Digital Stars Continental Europe	Intesa Sanpaolo S.p.A.	IT0000072618	UNGC Potential Violator (environment)	Not integrated Earnings momentum
10/01/2024	Digital Stars Continental Europe	Credit Agricole SA	FR0000045072	ESG controversy indicator 48, UNGC Potential Violator (environment)	Not integrated Earnings momentum
30/01/2024	Digital Stars Continental Europe	Novo Nordisk A/S Class B	DK0062498333	ESG controversy indicator 44-40 Sued for alleged failure to warn on side effects	Not integrated Price momentum
14/02/2024	Digital Stars Continental Europe	Solvay SA	BE0003470755	UNGC Potential Violator	Not integrated NN Momentum & Earnings momentum
14/02/2024	Digital Stars Continental Europe	Kongsberg Gruppen ASA	NO0003043309	Weapons 30%	Not integrated NN Momentum & Earnings momentum
26/02/2024	Digital Stars Continental Europe	Kongsberg Gruppen ASA	NO0003043309	Weapons 30%	Not integrated Price Momentum
26/02/2024	Digital Stars Continental Europe	Rheinmetall AG	DE0007030009	Weapons 70%	Not integrated Price Momentum
26/02/2024	Digital Stars Continental Europe	Stellantis N.V.	NL00150001Q9	ESG controversy indicator 54-40, UNGC Potential Violator	Not integrated Price Momentum
26/02/2024	Digital Stars Continental Europe	Saab AB Class B	SE0000112385	Weapons 89%	Not integrated Price Momentum
26/02/2024	Digital Stars Continental Europe	Leonardo SpA	IT0003856405	Weapons 83%, UNGC Potential Violator	Not integrated Price Momentum
26/02/2024	Digital Stars Continental Europe	Trelleborg AB Class B	SE0000114837	Governance controversy indicator 32-30: Executives' salaries raised in a c	Not integrated Price Momentum
13/03/2024	Digital Stars Continental Europe	Kongsberg Gruppen ASA	NO0003043309	Weapons 30%	Not integrated NN Momentum & Earnings momentum
13/03/2024	Digital Stars Continental Europe	Saab AB Class B	SE0000112385	Weapons 89%	Not integrated NN Momentum & Earnings momentum
13/03/2024	Digital Stars Continental Europe	La Francaise des Jeux SA	FR0013451333	Gambling 97%	Not integrated Earnings momentum
26/03/2024	Digital Stars Continental Europe	Rheinmetall AG	DE0007030009	Controversial weapons	Not integrated Price Momentum
26/03/2024	Digital Stars Continental Europe	Leonardo SpA	IT0003856405	Controversial weapons, Nuclear, UNGC Potential Violator	Not integrated Price Momentum



7 – Glossary

Portfolio carbon footprint: total CO2 emissions (scope 1 and scope 2) of the portfolio divided by the portfolio's assets. It is expressed in tons of CO2 per million euros invested.

Portfolio carbon Intensity: a measure of the portfolio's exposure to the most carbon-intensive companies.

Portfolio coverage: proportion of assets invested in a company (if available data).

ESG controversy indicator : A quantitative measure that dynamically captures a company's or project's reputational risk related to ESG issues. This indicator facilitates an initial assessment of the ESG risks associated with investments or business relationships, allows the comparison of a company's exposure with that of its peers, and helps track risk trends over time.

The ESG controversy indicator ranges from zero (lowest) to 100 (highest). The higher the value, the higher the risk exposure:

0-24: generally denotes low risk exposure

25-49: represents medium risk exposure

50-59: denotes high risk exposure

60-74: denotes very high risk exposure

75-100: denotes extremely high risk exposure

The ESG controversy indicator is broken down into:

- **Environmental controversy indicator:** reputational risk of a company to environmental issues
- **Social controversy indicator:** the reputational risk of a company to social issues
- **Governance controversy indicator:** reputational risk of a company to governance issues

ESG controversy indicator Trend: indicates the increase or decrease in ESG controversy indicator over the last 30 days.

ESG controversy indicator highest score: the maximum value reached by the ESG controversy indicator over the past two years.

Water consumption: Water consumption is the total volume of water withdrawn and consumed by a company for its own purposes and not returned to the source from where it withdrew it, expressed in tons of water.