



## 1 – Introduction

We have decided at a corporate-level to exclude certain sectors and practices from our entire range of long-only funds.

Thus, we exclude, according to norm-based criteria:

- Companies that manufacture or distribute anti-personnel mines from all of our portfolios according to the Ottawa Treaty (enforced in 1999);
- Companies that manufacture or distribute cluster munitions from all of our portfolios in accordance with the Convention on Cluster Munitions (enforced in 2010);
- Companies that do not comply with fundamental ethical standards (UN Global Compact), such as violation of individual rights, non-respect of human rights, major environmental damage, etc.;
- Companies domiciled in controversial “Call to Action” jurisdictions (e.g. Iran and North Korea) identified by the Financial Action Task Force.

We do not invest in companies breaching fundamental ethical standards (violation of individual rights, non-respect of human rights, severe environmental damage, etc.), including companies whose operations or suppliers violate the 10 principles of the UNGC (United Nations Global Compact). We rely on the exclusion list established by Norges Bank, on RepRisk’s UNGC Violator Flag and FactSet.

### **Weapons sector**

We also have banned investment in companies active in the production, sales and distribution of non-conventional weapons such as cluster bombs, anti-personnel mines and nuclear weapons. If production, sale or distribution of conventional weapons (war material usually considered less controversial) represents more than 5% of revenues, we do not invest in the company.

### **Energy sector**

Chahine Capital has also decided not to invest in companies whose income from coal mining activities (thermal coal, metallurgical coal, and coke) exceeds 10% of their total revenue. Companies whose coal-fired electricity generation represents more than 10% of turnover (or the production capacity exceeds 10,000 MW) or production, sale or distribution of nuclear-based power generation exceeds 5% of turnover are excluded. This includes uranium extraction, uranium concentration, refining, conversion and enrichment, the production of nuclear fuel structures, construction and use of nuclear reactors. It also includes treatment of spent nuclear fuel, nuclear decommissioning and radioactive waste management.

Moreover, in energy sector, if the sum of activities related to unconventional oil and gas, such as oil sands extraction, shale oil, shale gas and Arctic drilling represents more than 5% of revenues.

### **Tobacco sector**

In addition, companies involved in traditional or related tobacco (such as tobacco e-cigarettes, new generation tobacco/nicotine products) production, tobacco sale or distribution for more than 5% of their turnover are excluded.

### **Biodiversity sector**

Companies whose production of pesticides, palm oil or genetically modified organisms (GMOs) represents more than 5% of their total revenue are also excluded.

### **Other sectors**

Companies with income from activities related to the following sectors are excluded:

- Gambling exceeding 5% of sales
- Alcohol representing more than 20% of the turnover
- Non-medicinal drugs exceeding 5% of the turnover
- Adult entertainment (pornography) representing more than 5% of turnover

We have supplemented our existing daily-risk policy with a component related to ESG controversies. Indeed, business conduct risks related to human rights, labour, environment and corruption can result in risks to company reputation and profits, and therefore in a risk borne by the final investor. Thus, we exclude companies with a high level of controversy (levels defined in our ESG Risk Control procedure, available on demand). We use the external RepRisk database for this purpose.

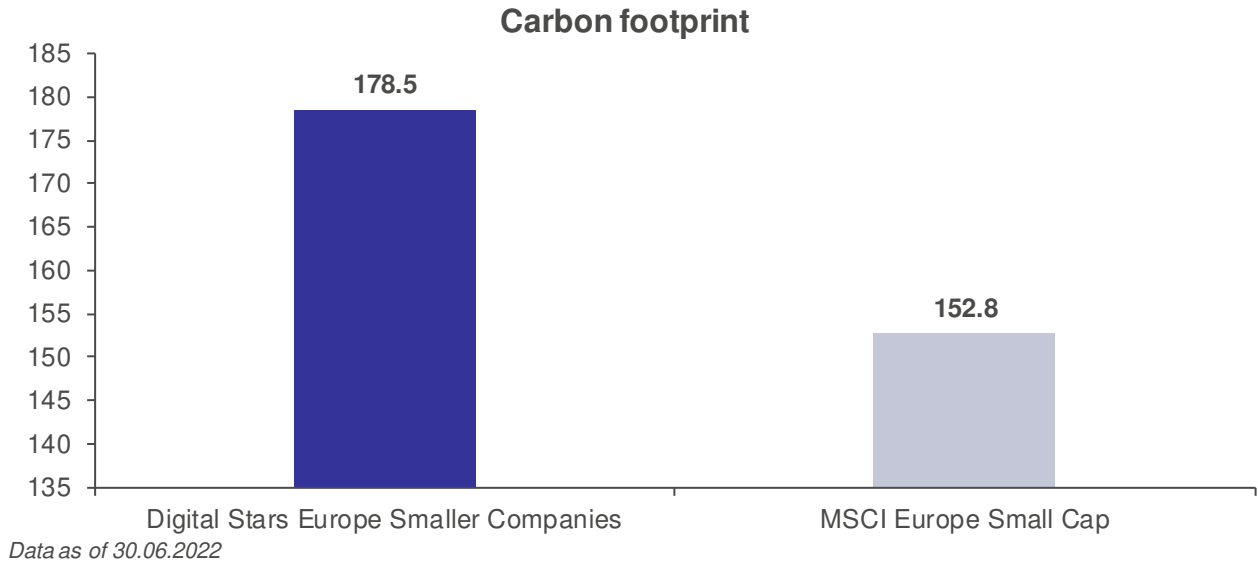


Finally, we have set up an SRI voting policy and signed the United Nations Principles for Responsible Investment (UNPRI).

**2 – Environmental performance**

**A. Carbon footprint**

The carbon footprint of the portfolio is the total carbon emission (scope 1 and scope 2) of the portfolio divided by the portfolio's assets. It is expressed in tons of carbon per million Euros invested.

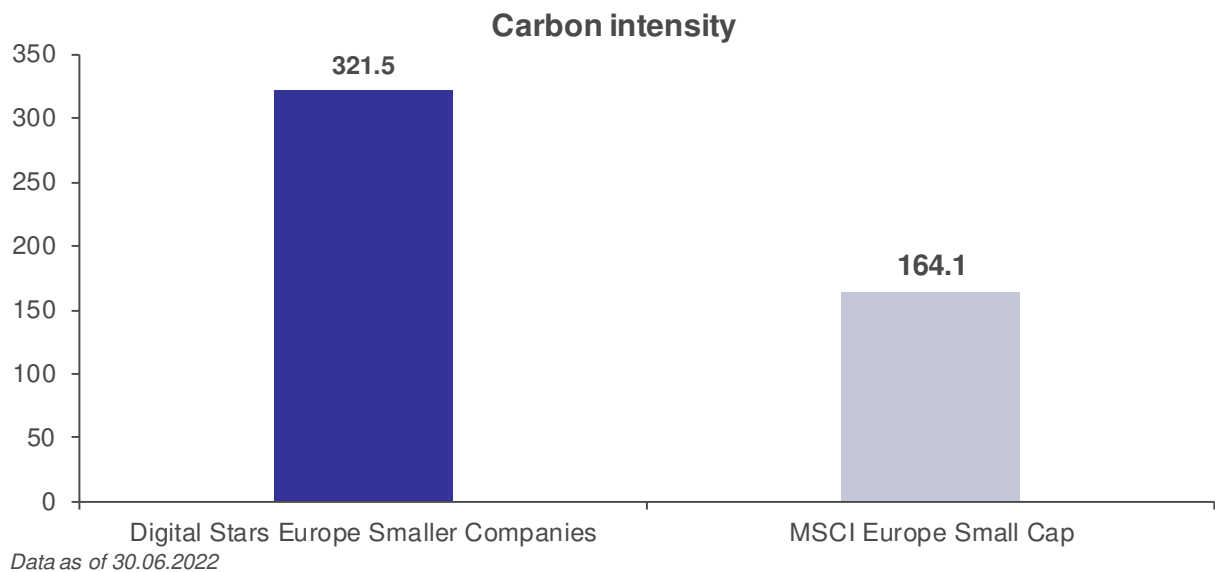


For this indicator, 71% of the portfolio is covered against 94% for the index. Constituents weights were normalised (rebased at 100%) to take into account the partial coverage of the portfolio and/or the benchmark.

Sources: Sustainalytics (carbon footprint scope 1 and scope 2), FactSet (market capitalisation)

**B. Carbon intensity**

The carbon intensity of the portfolio measures the portfolio's exposure to the most carbon-intensive companies. This indicator is expressed in tons of carbon per million Euros of turnover.



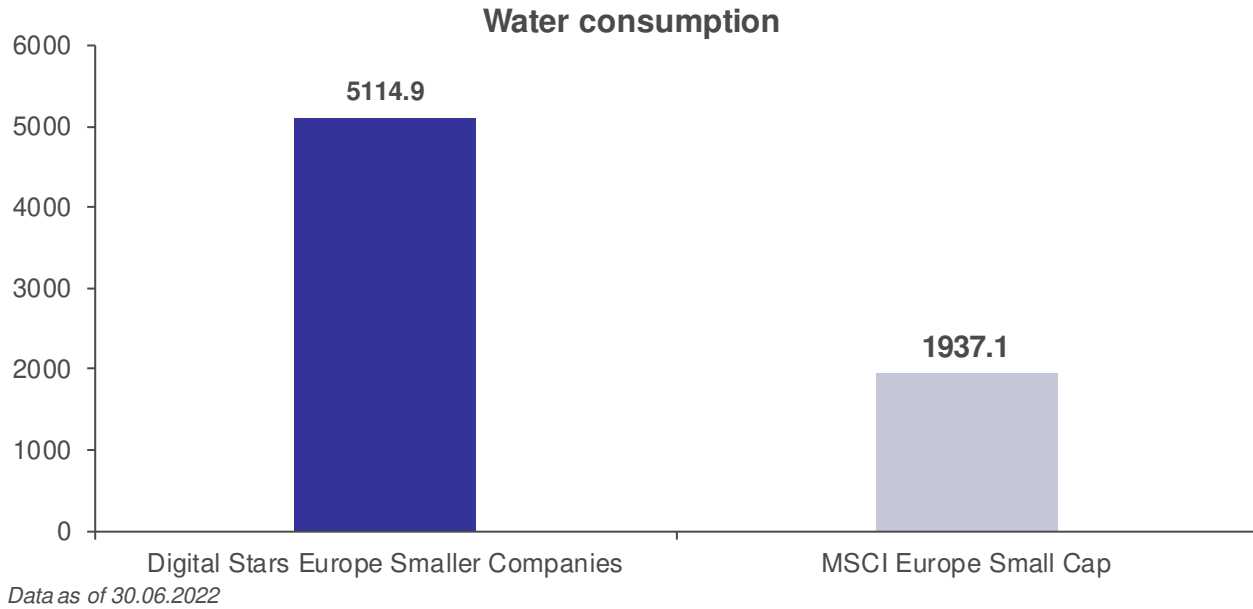
For this indicator, 71% of the portfolio is covered against 94% for the index. Constituents weights were normalised (rebased at 100%) to take into account the partial coverage of the portfolio and/or the benchmark.

Source: Sustainalytics (carbon footprint scope 1 and scope 2), FactSet (turnover)



**C. Water consumption**

Water consumption is the total volume of water withdrawn and consumed by a company for its own purposes and not returned to the source from where it was withdrawn.

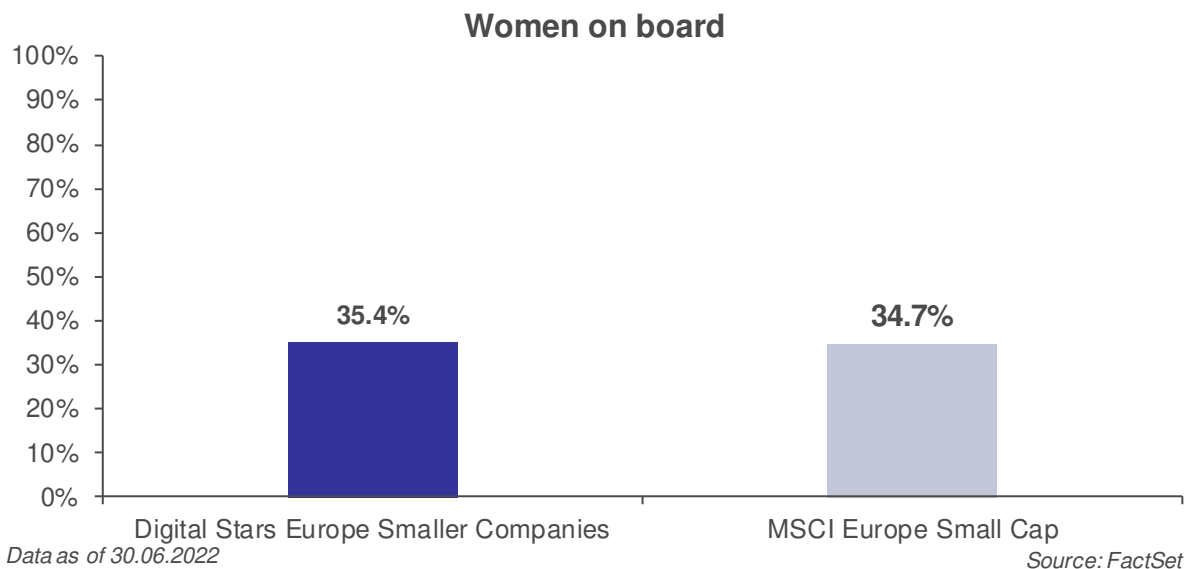


For this indicator, 73% of the portfolio is covered against 95% for the index. Constituents weights were normalised (rebased at 100%) to take into account the partial coverage of the portfolio and/or the benchmark.

Source : Sustainalytics, FactSet

**3 – Social performance**

**A. Women on board**

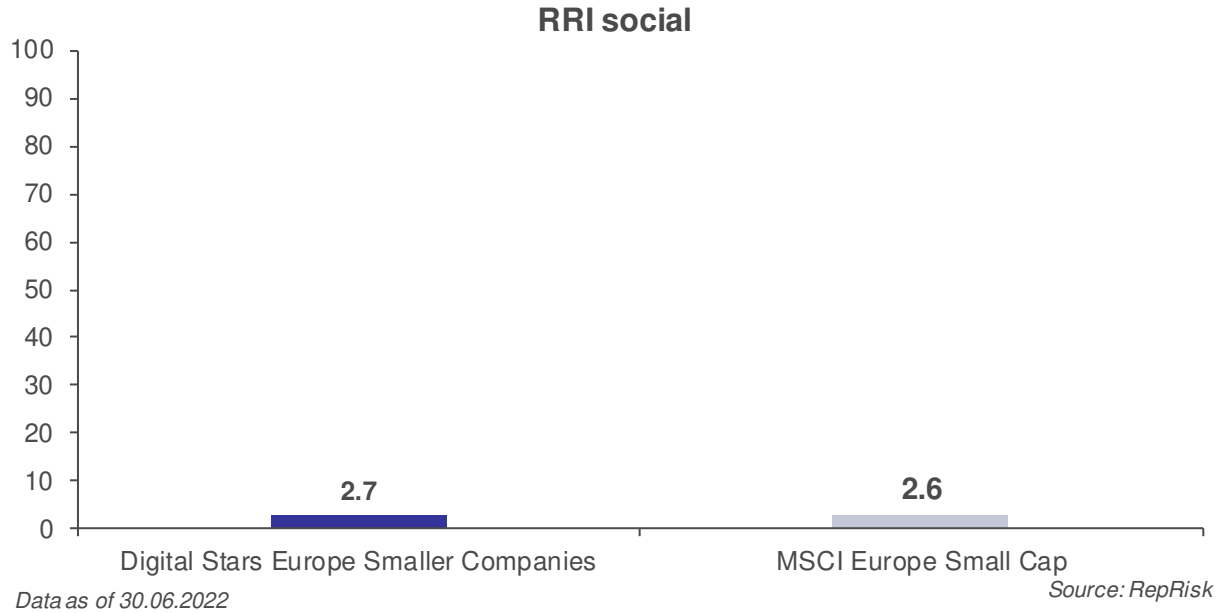


For this indicator, 98% of the portfolio is covered against 99.8% for the index. Constituents weights were normalised (rebased at 100%) to take into account the partial coverage of the portfolio and/or the benchmark.



**B. RRI social – measuring the importance of social controversies**

This indicator measures the reputational risk of a company related to social issues based on its controversies. The closer this indicator is to 100, the higher the risk. For more details, see glossary.

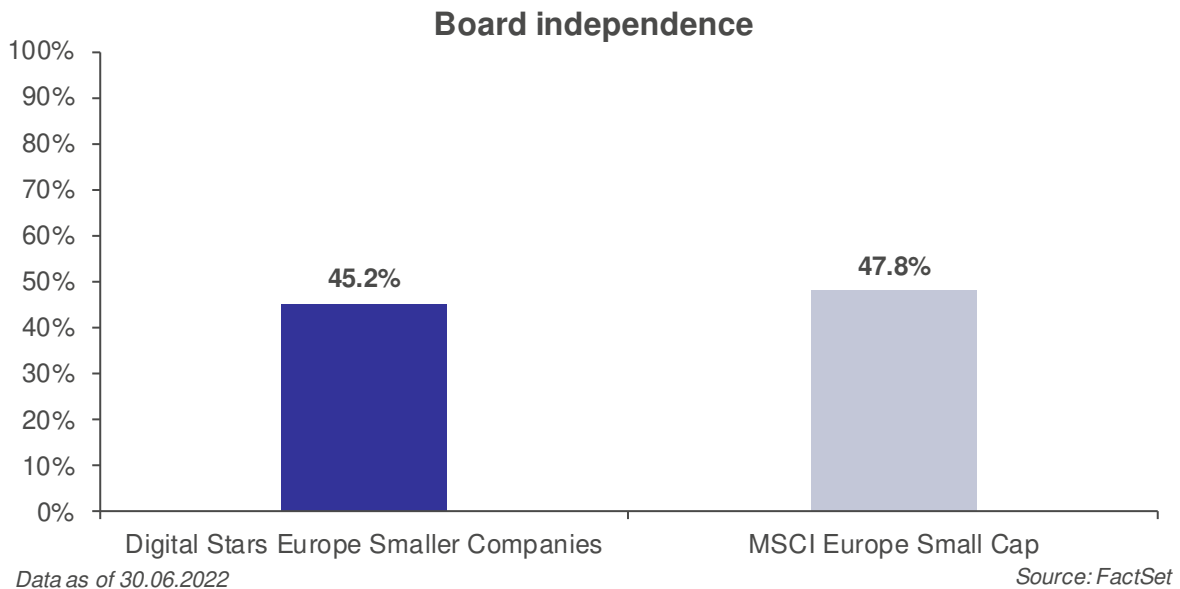


For this indicator, 98% of the portfolio is covered against 99% for the index. Constituents weights were normalised (rebased at 100%) to take into account the partial coverage of the portfolio and/or the benchmark.

**4 – Governance performance**

**A. Board independence**

This indicator measures the number of independent directors in the overall number of directors.

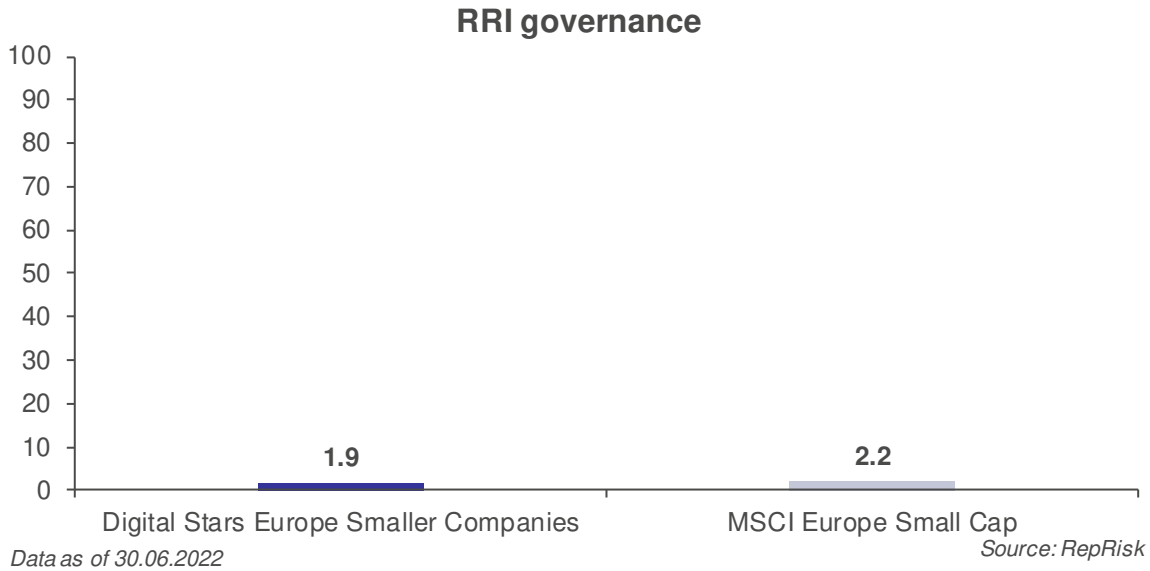


For this indicator, 98% of the portfolio is covered against 99.8% for the index. Constituents weights were normalised (rebased at 100%) to take into account the partial coverage of the portfolio and/or the benchmark.



**B. RRI governance**

This indicator measures the reputational risk of a company related to governance issues based on its controversies. The closer this indicator is to 100, the higher the risk. For more details, see glossary.



For this indicator, 98% of the portfolio is covered against 99% for the index. Constituents weights were normalised (rebased at 100%) to take into account the partial coverage of the portfolio and/or the benchmark.

**5 – ESG controversies (RepRisk)**

**CURRENT RRI (REPRISK INDEX): ESG REPUTATIONAL RISK (Data as of 30/06/2022)**

This indicator measures the reputational risk of companies related to ESG controversies. It is calculated as a weighted average. The closer this indicator is to 100, the higher the risk. For more details, see glossary.

Digital Stars Europe Smaller Companies: 6 / 100  
MSCI Europe Small Cap: 7 / 100

Digital Stars Europe Smaller Companies exhibits a weighted average RRI 14% below that of its benchmark (MSCI Europe Small Cap).

**PEAK RRI: 2-YEAR PEAK ESG REPUTATIONAL RISK (Data as of 30/06/2022)**

This indicator is based on the highest RRI of companies over the last two years. It is calculated as a weighted average.

Digital Stars Europe Smaller Companies: 13 / 100  
MSCI Europe Small Cap: 15 / 100

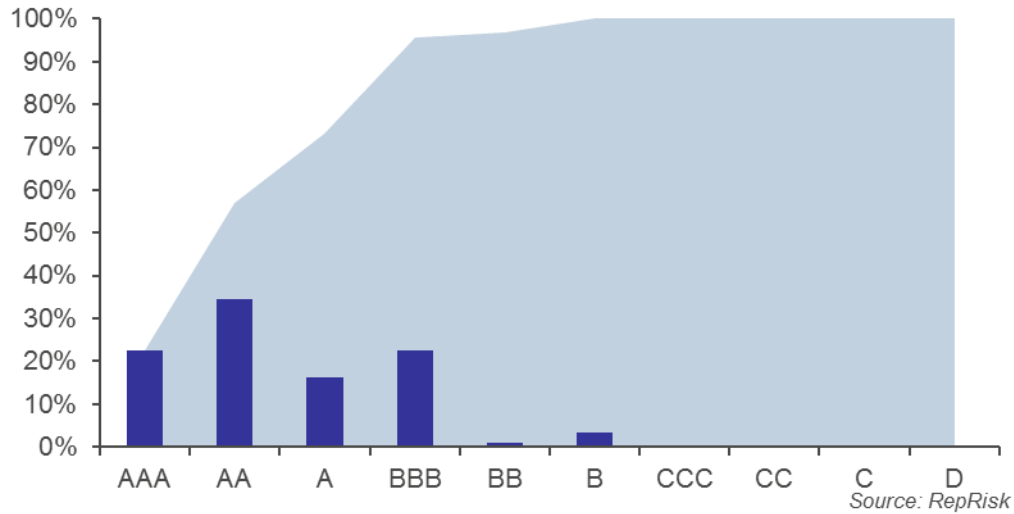
Digital Stars Europe Smaller Companies exhibits a weighted average 2-year Peak ESG Reputational Risk 13% below that of its benchmark (MSCI Europe Small Cap).

These indicators have a coverage rate, for the portfolio and for the index, of 100%.

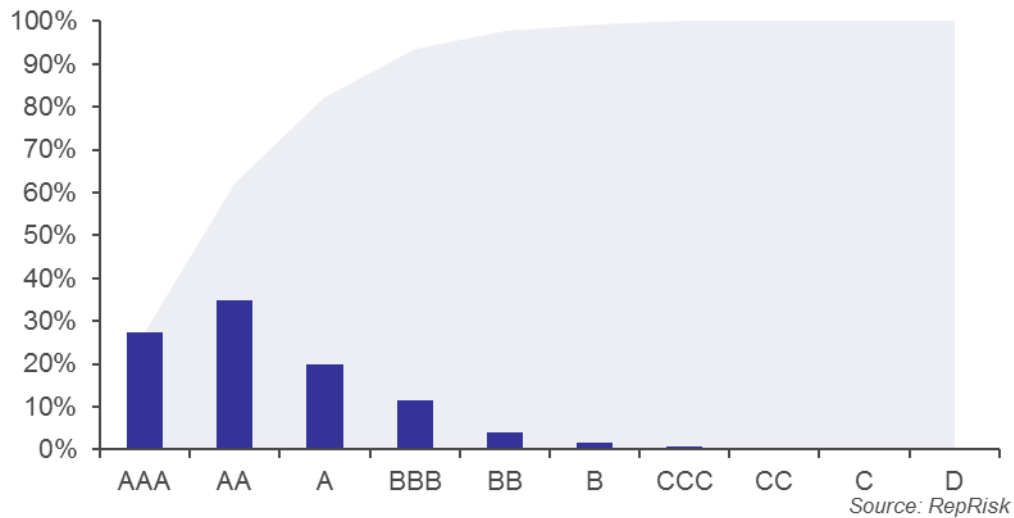


**ESG REPRISK RATING**

**Digital Stars Europe Smaller Companies**



**MSCI Europe Small Cap**



73% of the fund stocks have an ESG RepRisk Rating AAA, AA, A, vs. 82% for the benchmark.

**6 – Excluded companies**

1 company has been excluded during Q2 2022 in a portfolio composed of 94 stocks.

Excluded company in Digital Stars Europe Smaller Companies in Q2 2022 were from financial sector.

Date	Fund	Stock	ISIN	Exclusion Criteria	Remark
11/05/2022	Digital Stars Europe Smaller Companies	Spar Nord Bank A/S	DK0060036564	PRR(G) 37-30 DKK70m (EUR9m) were allegedly laundered by someone, principally through Spar Nord Bank A/S.	Excluded from NN Mom (16/05/2022) and Price Mom (30/05/2022)



20 companies have not been integrated in the portfolio during the latest rebalancings due to ESG criteria:

Date	Fund	Stock	ISIN	Exclusion Criteria	Remark
11/04/2022	Digital Stars Europe Smaller Companies	La Francaise de l'Energie SA	FR0013030152	Non, gaz de houille = non-conventionnel	Not integrated NN Momentum
29/04/2022	Digital Stars Europe Smaller Companies	Saab AB Class B	SE0000112385	Weapons	Not integrated Price Momentum
29/04/2022	Digital Stars Europe Smaller Companies	La Francaise de l'Energie SA	FR0013030152	Non-conventional Oil & Gas (gaz de houille = non-conventionnel)	Not integrated Price Momentum
29/04/2022	Digital Stars Europe Smaller Companies	QinetiQ Group plc	GB00B0WMWD03	Weapons	Not integrated Price Momentum
29/04/2022	Digital Stars Europe Smaller Companies	Leonardo SpA	IT0003856405	Weapons	Not integrated Price Momentum
29/04/2022	Digital Stars Europe Smaller Companies	HENSOLDT AG	DE000HAG0005	Weapons	Not integrated Price Momentum
11/05/2022	Digital Stars Europe Smaller Companies	Scandinavian Tobacco Group A/S	DK0060696300	Tobacco	Not integrated Price and NN Momentum
16/05/2022	Digital Stars Europe Smaller Companies	Drax Group plc	GB00B1VNSX38	Coal 15% capacity	Not integrated NN Momentum
16/05/2022	Digital Stars Europe Smaller Companies	Saab AB Class B	SE0000112385	Weapons	Not integrated NN Momentum
16/05/2022	Digital Stars Europe Smaller Companies	Chemring Group PLC	GB00B45C9X44	Weapons	Not integrated NN Momentum
16/05/2022	Digital Stars Europe Smaller Companies	Indivior Plc	GB00BRS65X63	GSS compliance	Not integrated NN Momentum
16/05/2022	Digital Stars Europe Smaller Companies	La Francaise de l'Energie SA	FR0013030152	Non-conventional Oil & Gas (gaz de houille = non-conventionnel)	Not integrated NN Momentum
16/05/2022	Digital Stars Europe Smaller Companies	M.P. Evans Group PLC	GB0007538100	Non, Huile Palme	Not integrated NN Momentum
30/05/2022	Digital Stars Europe Smaller Companies	LeoVegas AB	SE0008091904	Gambling	Not integrated Price Momentum
30/05/2022	Digital Stars Europe Smaller Companies	La Francaise de l'Energie SA	FR0013030152	Non-conventional Oil & Gas (gaz de houille = non-conventionnel)	Not integrated Price Momentum
30/05/2022	Digital Stars Europe Smaller Companies	Saab AB Class B	SE0000112385	Weapons	Not integrated Price Momentum
30/05/2022	Digital Stars Europe Smaller Companies	QinetiQ Group plc	GB00B0WMWD03	Weapons	Not integrated Price Momentum
30/05/2022	Digital Stars Europe Smaller Companies	ContourGlobal Plc	GB00BF448H58	Coal 20%	Not integrated Price Momentum
30/05/2022	Digital Stars Europe Smaller Companies	Leonardo SpA	IT0003856405	Weapons	Not integrated Price Momentum
30/05/2022	Digital Stars Europe Smaller Companies	Serco Group plc	GB0007973794	Weapons	Not integrated Price Momentum
15/06/2022	Digital Stars Europe Smaller Companies	Saab AB Class B	SE0000112385	Weapons	Not integrated NN Momentum
15/06/2022	Digital Stars Europe Smaller Companies	Serco Group plc	GB0007973794	Weapons	Not integrated NN Momentum
15/06/2022	Digital Stars Europe Smaller Companies	Indivior PLC	GB00BRS65X63	Global Standard Watchlist	Not integrated NN Momentum
15/06/2022	Digital Stars Europe Smaller Companies	Chemring Group PLC	GB00B45C9X44	Weapons	Not integrated NN Momentum
28/06/2022	Digital Stars Europe Smaller Companies	Saab AB Class B	SE0000112385	Weapons	Not integrated Price Momentum
28/06/2022	Digital Stars Europe Smaller Companies	Compania de Distribucion Integral Logista Holdings S.A.	ES0105027009	Tobacco	Not integrated Price Momentum



## 7 – Glossary

**Portfolio carbon footprint:** total CO2 emissions (scope 1 and scope 2) of the portfolio divided by the portfolio's assets. It is expressed in tons of CO2 per million euros invested.

**Portfolio carbon Intensity:** a measure of the portfolio's exposure to the most carbon-intensive companies.

**Portfolio coverage:** proportion of assets invested in a company (if available data).

**RepRisk Index (RRI):** A quantitative measure that dynamically captures a company's or project's reputational risk related to ESG issues. The RRI facilitates an initial assessment of the ESG risks associated with investments or business relationships, allows the comparison of a company's exposure with that of its peers, and helps track risk trends over time.

The RRI ranges from zero (lowest) to 100 (highest). The higher the value, the higher the risk exposure:

0-24: generally denotes low risk exposure

25-49: represents medium risk exposure

50-59: denotes high risk exposure

60-74: denotes very high risk exposure

75-100: denotes extremely high risk exposure

The RRI is broken down into:

- **RRI environmental:** reputational risk of a company to environmental issues

- **RRI social:** the reputational risk of a company to social issues

- **RRI governance:** reputational risk of a company to governance issues

**RRI Trend:** indicates the increase or decrease in RRI over the last 30 days.

**Peak RRI:** the maximum value reached by the RRI over the past two years.

**RepRisk Rating (RRR):** A letter rating that facilitates corporate benchmarking against a peer group and the sector, as well as integration of ESG and business conduct risks into business processes. The Rating provides decision support in risk management, compliance, investment management, and supplier risk assessment.

The RepRisk Rating ranges from AAA to D:

AAA, AA, A denotes low ESG risk exposure

BBB, BB, B denotes moderate ESG risk exposure

CCC, CC, C denotes high ESG risk exposure

D denotes very high ESG risk exposure

**Water consumption:** Water consumption is the total volume of water withdrawn and consumed by a company for its own purposes and not returned to the source from where it withdrew it, expressed in tons of water.